

# **Geographic Characteristics of Detroit Area Nursing Facility Admissions**

**Sun J. Kim**

**Candidate 2010  
Master of Health Services Administration  
School of Public Health  
University of Michigan**



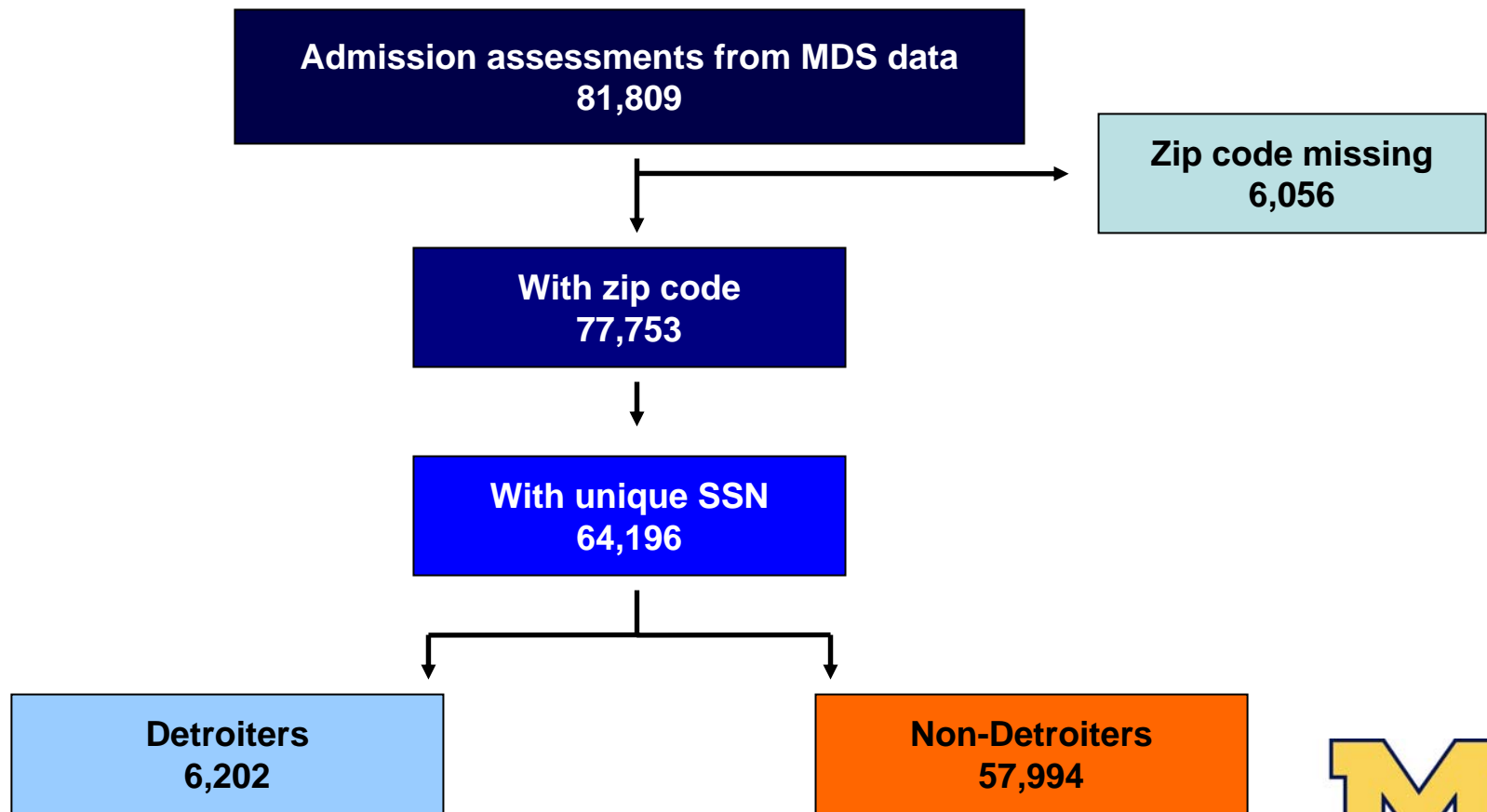
**University of Michigan  
Geriatrics Center**

# Michigan NF Admissions by Zip Code, 2008

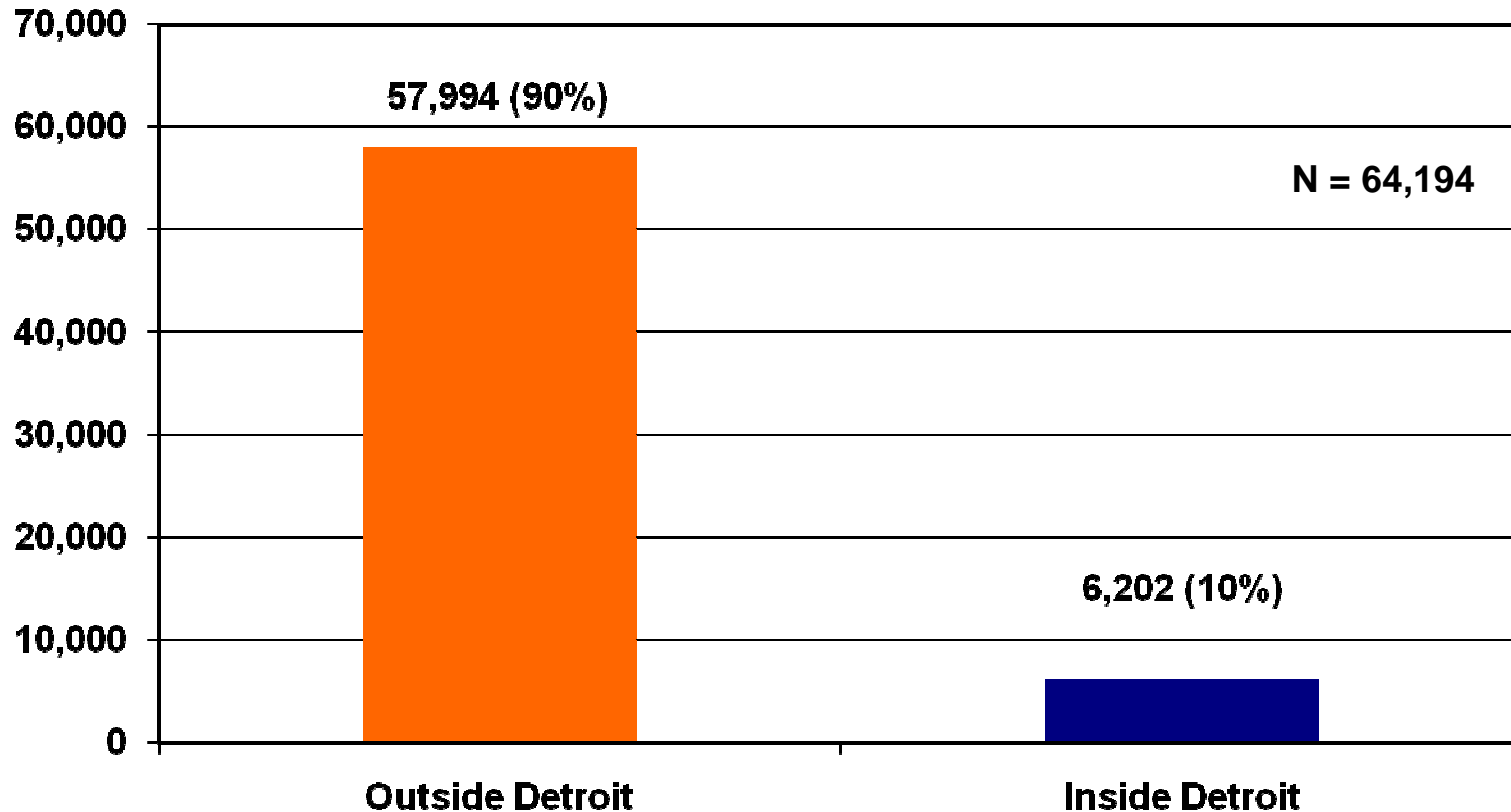
- 81,809 admission assessments from 2008 Michigan MDS 2.0 data
- 64,196 unique people based on non-duplicated SSN
- Analysis used zip code of individuals' residence and of NFs
- For this analysis, "Detroit" includes all cities within Detroit Area Agency on Aging planning and service area



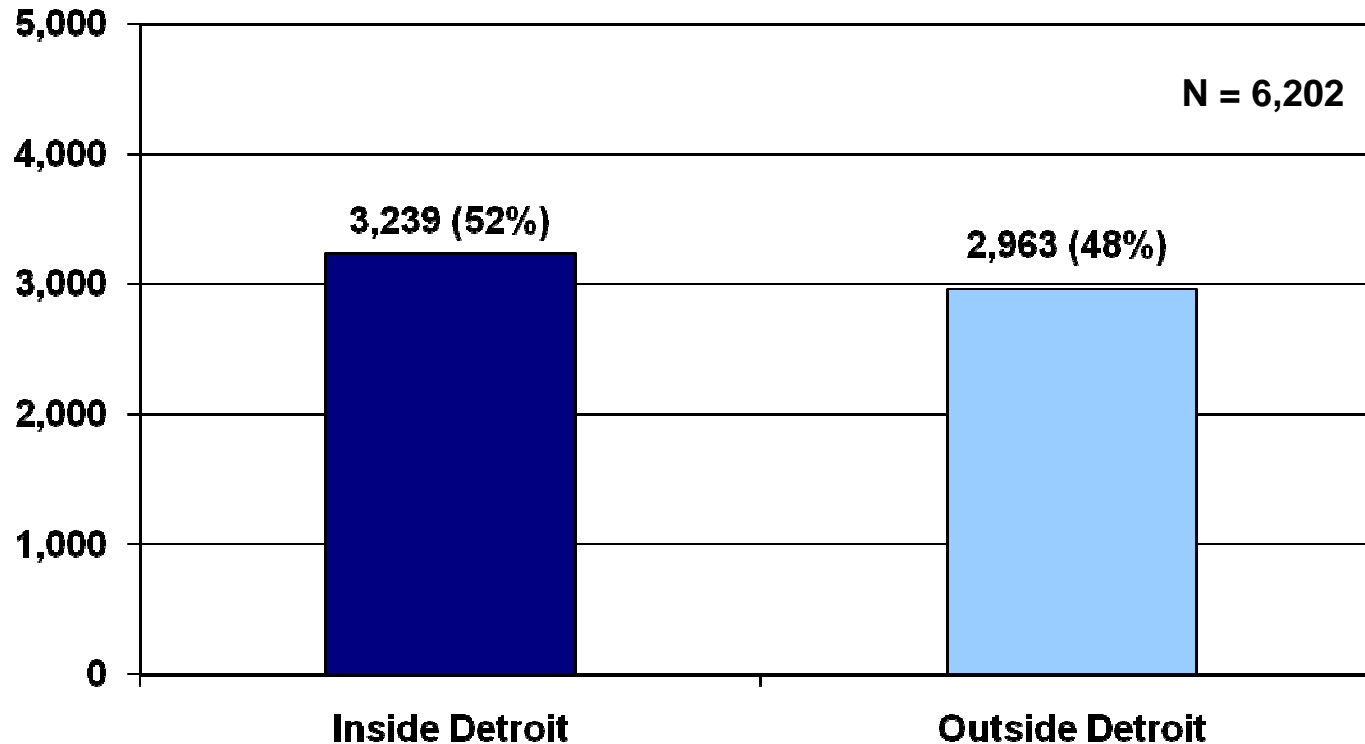
# Break-Down of Michigan NF Admissions by Zip Code, 2008



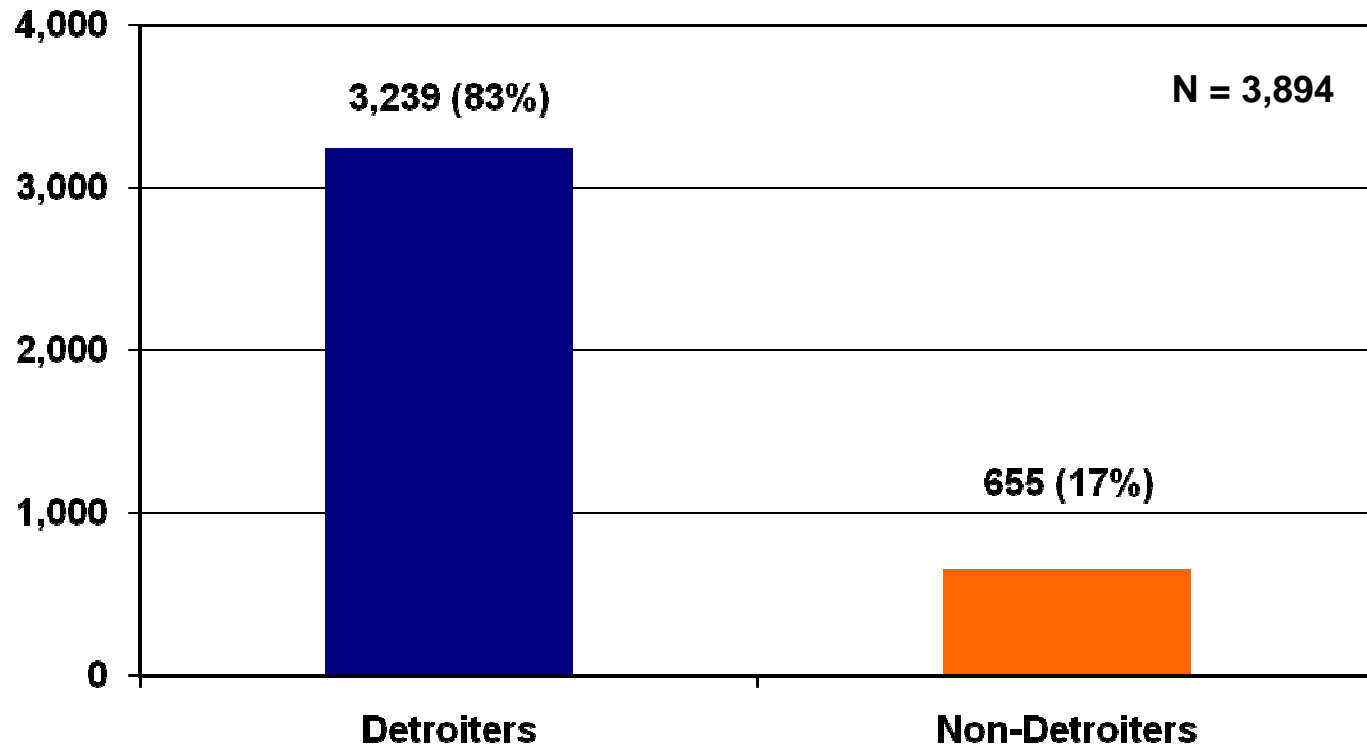
# Residence of Michigan NF Admissions by Zip Code, 2008



# Where Detroiters were Admitted for NF Care, 2008



# Admissions to Detroit NFs, 2008



# Top 15 Detroit Facilities Admitting Detroiters, 2008

Facility Name	Frequency	Percent
BOULEVARD TEMPLE RETIREMENT CO.	306	9.45
HARTFORD NURSING & REHABILITATION CENTER	264	8.15
HEARTLAND HEALTH CARE CENTER-GROSSE POINTE WOOD	249	7.69
ST JOHN SENIOR COMMUNITY	245	7.56
HENRY FORD CONTINUEING CARE CENTER-BELMONT	205	6.33
SAMARITAN MANOR	204	6.30
ST JOSEPH'S HEALTHCARE CENTER	140	4.32
FAIRLANE SENIOR CARE AND REHABILITATION CENTER	135	4.17
REGENCY HEIGHTS-DETROIT	135	4.17
MANOR OF NORTHWEST DETROIT SKI	102	3.15
AMERICARE CONVALESCENT CENTER	94	2.90
ELMWOOD GERIATRIC VILLAGE	81	2.50
OMNI CONTINUING CARE	71	2.19
ST JAMES NURSING CENTER	68	2.10
OAKPOINTE SENIOR CARE AND REHABILITATION CENTER	67	2.07

50%

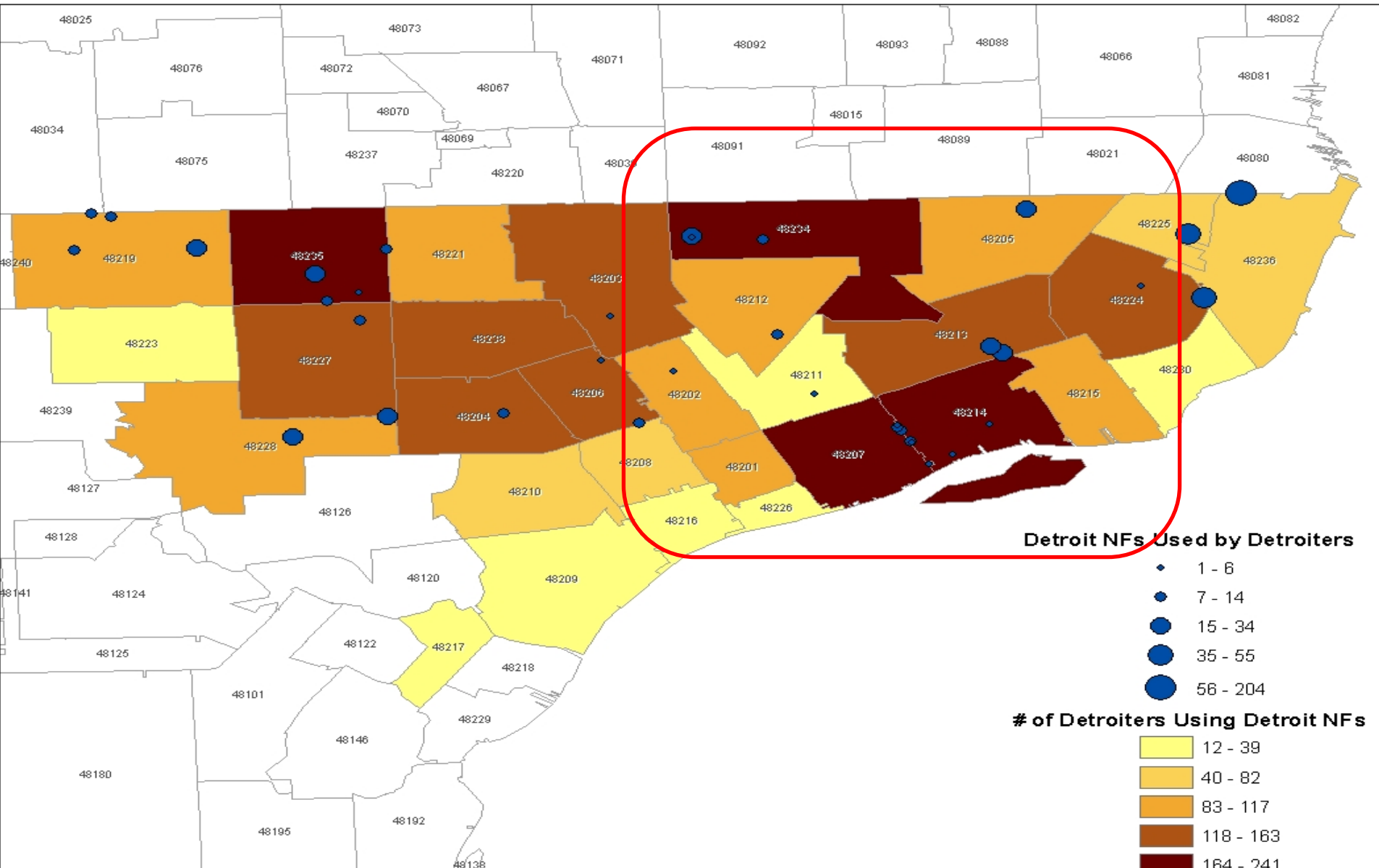


# Where Do Detroiters Admitted to Detroit NFs Live?

Zip Code	City	Frequency	Percent	Zip Code	City	Frequency	Percent
48234	Detroit	241	7.44	48227	Detroit	140	4.32
48214	Detroit	233	7.19	48202	Detroit	117	3.61
48235	Detroit	210	6.48	48205	Detroit	112	3.46
48207	Detroit	199	6.14	48221	Detroit	107	3.30
48206	Detroit	163	5.03	48219	Detroit	103	3.18
48204	Detroit	160	4.94	48215	Grosse Pointe Park	98	3.03
48213	Detroit	158	4.88	48201	Detroit	93	2.87
48238	Detroit	155	4.79	48228	Detroit	92	2.84
48224	Detroit	151	4.66	48212	Hamtramck	87	2.69
48203	Highland Park	141	4.35	48236	Grosse Pointe Shores	82	2.53



# Where Do Detroiters Admitted to Detroit NFs Live?



# Top 15 Non-Detroit Facilities Admitting Detroiters, 2008

Facility Name	Frequency	Percent
HEARTLAND HEALTH CARE CENTER-D (LIVONIA)	231	7.80
SHOREPOINTE NURSING CENTER	199	6.72
HEARTLAND HEALTH CARE CENTER-U (LIVONIA)	191	6.45
HEARTLAND HEALTH CARE CENTER-D (DEARBORN HEIGHTS)	187	6.31
OAKLAND NURSING CENTER	178	6.01
EVERGREEN HEALTH & LIVING CENTER	171	5.77
OAKWOOD REHABILITATION & SKILL	155	5.23
LAKELAND CENTER	121	4.08
BOTSFORD CONTINUING HEALTH CENTER	115	3.88
HEARTLAND HEALTH CARE CENTER-A (ALLEN PARK)	105	3.54
HEARTLAND-WEST BLOOMFIELD	97	3.27
HENRY FORD CONTINUEING CARE CENTER-ROSEVILLE	78	2.63
MEDILODGE OF SOUTHFIELD, INC	57	1.92
WOODWARD HILLS NURSING CENTER	55	1.86
IMPERIAL HEALTHCARE CENTER	51	1.72

50%

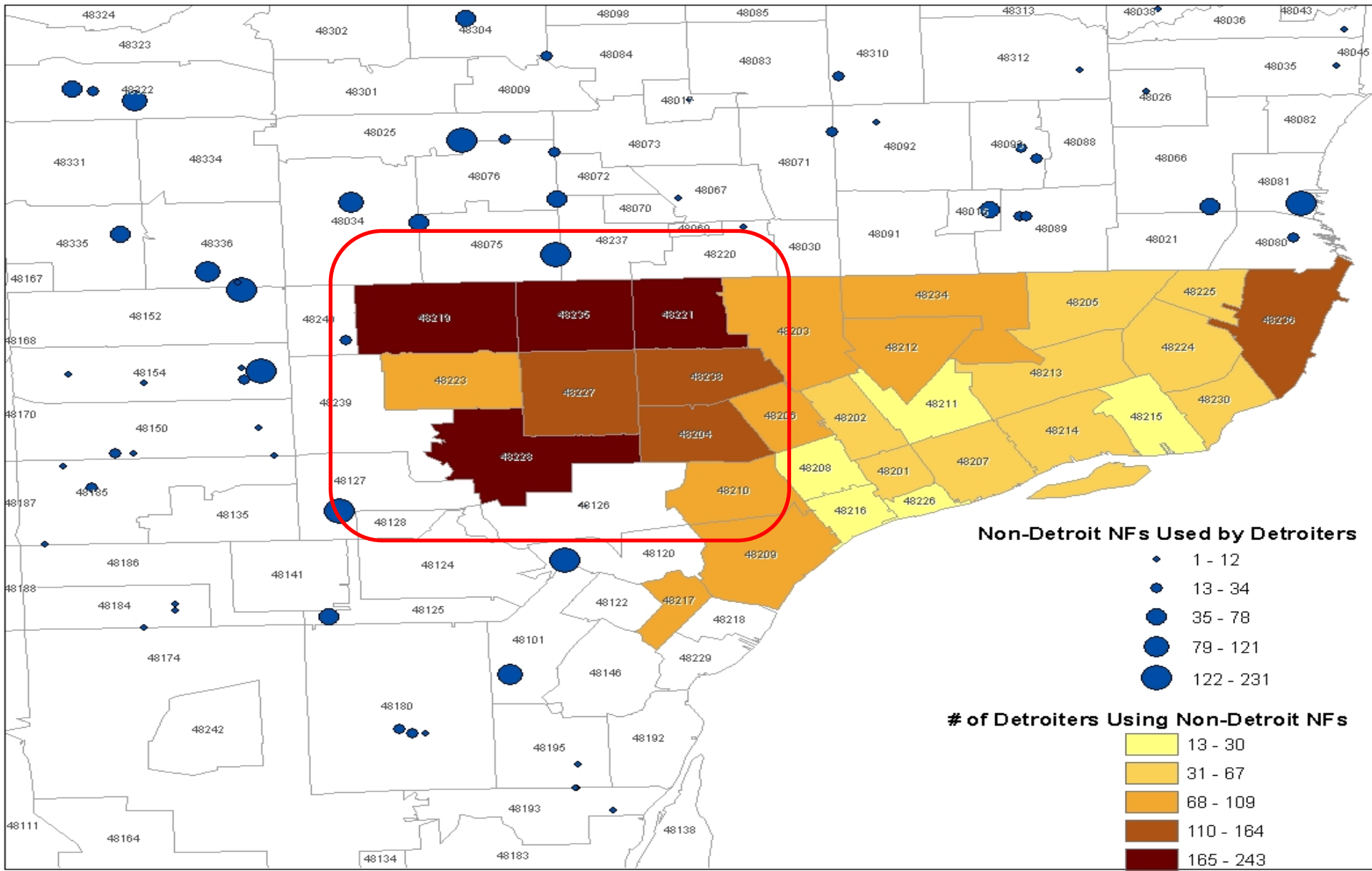


# Where Do Detroiters Admitted to Non-Detroit NFs Live?

Zip Code	City	Frequency	Percent	Zip Code	City	Frequency	Percent
48228	Detroit	243	8.20	48210	Detroit	106	3.58
48221	Detroit	240	8.10	48234	Detroit	105	3.54
48235	Detroit	235	7.93	48206	Detroit	96	3.24
48219	Detroit	229	7.73	48209	Detroit	96	3.24
48227	Detroit	164	5.53	48223	Detroit	87	2.94
48238	Detroit	155	5.23	48217	Detroit	77	2.60
48204	Detroit	152	5.13	48202	Detroit	67	2.26
48236	Detroit	147	4.96	48207	Detroit	65	2.19
48212	Hamtramck	109	3.68	48224	Detroit	63	2.13
48203	Highland Park	106	3.58	48225	Harper Woods	54	1.82



# Where Do Detroiters Admitted to Non-Detroit NFs Live?



# Top 15 Detroit Facilities Admitting Non-Detroiters, 2008

Facility Name	Frequency	Percent
HEARTLAND HEALTH CARE CENTER- GROSSE POINTE WOODS	204	31.15
ST JOHNS SENIOR COMMUNITY	55	8.40
HENRY FORD CONTINUING CARE CENTER- BELMONT	53	8.09
OMNI CONTINUING CARE	34	5.19
ST JAMES NURSING CENTER	26	3.97
SAMARITAN MANOR	23	3.51
HARTFORD NURSING & REHABILITATION CENTER	21	3.21
REGENCY HEIGHTS- DETROIT	19	2.90
SORRENTO CARE CENTER	19	2.90
AMERICARE CONVALESCENT CENTER	18	2.75
FAIRLANE SENIOR CARE AND REHABILITATION CENTER	17	2.60
ST JOSEPH'S HEALTHCARE CENTER	14	2.14
WEST OAKS SENIOR CARE AND REHABILITATION CENTER	14	2.14
EASTWOOD CONVALESCENT CENTER	13	1.98
QUALICARE NURSING HOME	12	1.83

60%

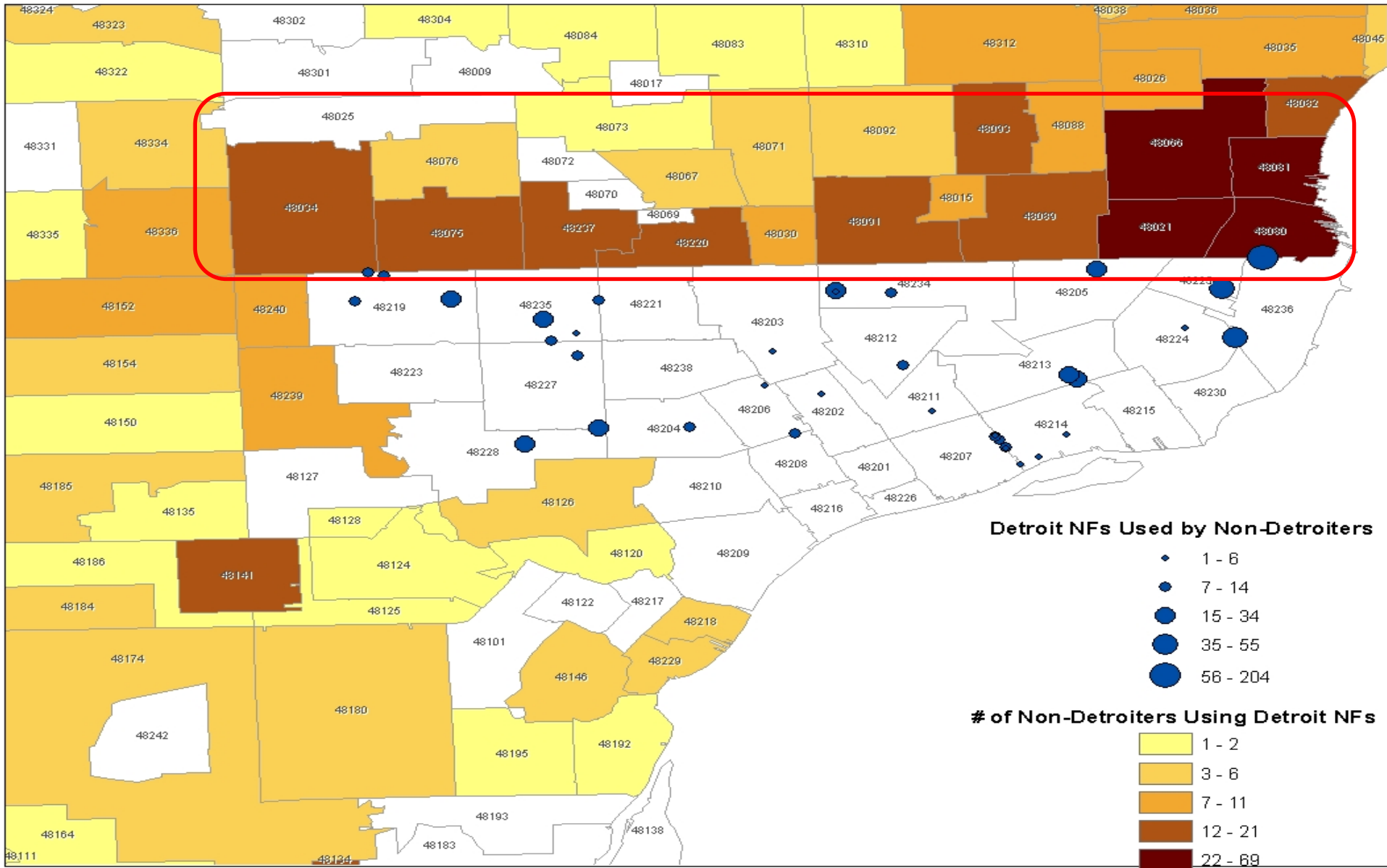


# Where Do Non-Detroiters Admitted to Detroit NFs Live?

Zip Code	City	Frequency	Percent	Zip Code	City	Frequency	Percent
48080	Saint Clair Shores	69	10.53	48034	Southfield	13	1.98
48021	Eastpointe	47	7.18	48141	Inkster	13	1.98
48066	Roseville	37	5.65	48082	Saint Clair Shores	12	1.83
48081	Saint Clair Shores	33	5.04	48220	Ferndale	12	1.83
48134	Brownstown	21	3.21	48036	Clinton Township	11	1.68
48237	Oak Park	16	2.44	48035	Clinton Township	9	1.37
48091	Warren	15	2.29	48152	Livonia	9	1.37
48075	Southfield	14	2.14	48239	Redford	9	1.37
48089	Warren	14	2.14	48312	Sterling Heights	9	1.37
48093	Warren	14	2.14	48030	Hazel Park	8	1.22



# Where Do Non-Detroiters Admitted to Detroit NFs Live?



# Characteristics of Overlapping Top NFs Admitting Detroiters/Non-Detroiters

	Overlapping Detroit Top NFs	Rest of Detroit NFs
Certified Number Of Beds	140.18	110.28
Average Turn Over Ratio	3.23	0.95
Total Number Of Residents	110.36	88.04
Percentage Of Occupied Beds	79.18	79.60
RN hours/Resident Day	0.67	0.60
LPNLVN Hours/Resident Day	0.81	0.76
Staffing ratio	1.48	1.36
CAN/Resident Day	2.19	2.48
Overall Star Rating	2.00	2.52
Health Inspection Star Rating	2.18	2.08
Staffing Ratio Star Rating	2.09	2.70
Quality Star Rating	3.36	3.96



# Summary

- 52% of Detroiters were admitted to Detroit facilities while 48% of Detroiters were admitted to NFs outside the service area
- When patients are admitted to NF care, they are not necessarily geographically constrained
- Detroiters who are admitted to Detroit NFs mainly live in the southeastern portion of Detroit ([see slide #9](#))
- The majority of Detroiters who are admitted to Non-Detroit NFs live on the west side of the service area and their NF admission is close to where they live ([see slide #12](#))
- Most Non-Detroiters who are admitted to Detroit NFs live just outside of Detroit. Their NF admissions are spread across Detroit but total numbers are not large (N=655) ([see slide #15](#))



# Take Away Messages

- Substantial NF funding is leaving Detroit: net out-migration of 2308 admissions in 2008
- Few non-Detroiters (655 in 2008) from outside the city are admitted to Detroit NFs; nearly 1/3 are to one NF
- Potential to grow NF admissions by marketing high quality facilities outside Detroit
- Regardless of address, patients tend to gravitate to certain facilities
- Potential Analysis: Assess factors that influence choice of long-term care provider/facility

